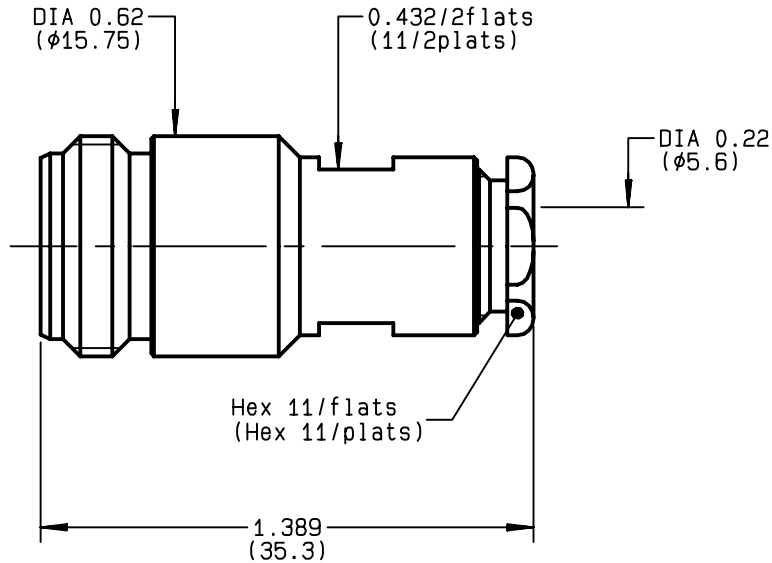



**STRAIGHT JACK CLAMP TYPE
CABLE 5/50 S+D**

R161.210.000
SERIES N



NOMINAL IMPEDANCE	50 Ω	CABLES : KX 15 KX 23 RG 141 RG 142 RG 142 FTX RG 223 RG 400 RG 58
FREQUENCY RANGE	0-11 GHz	
TEMPERATURE RATING	-55/+155 °C	
V.S.W.R	1.30* + x F(GHz)Maxi	
RF INSERTION LOSS	0.048 √F(GHz) dB Maxi	
VOLTAGE RATING	850 Veff Maxi	
DIELECTRIC WITHSTANDING VOLTAGE	1500 Veff Mini	
INSULATION RESISTANCE	5000 MΩMini	
HERMETIC SEAL	NA Atm.cm ³ /s	
LEAKAGE (pressurized only)	NA	
MECHANICAL DURABILITY	500 Cycles	OTHERS CHARACTERISTICS
WEIGHT	30.5 gr	CABLE RETENTION 150 N Mini
SPECIFICATION	* 0-9 GHz	CENTER CONTACT RETENTION
		Axial force - mating end 27 N Mini
		Axial force - opposite end 27 N Mini
		Torque NA cm.N Mini
		RECOMMENDED TORQUES
		Mating NA cm.N
		Panel nut NA cm.N
		Clamp nut 450 cm.N

CONNECTOR PARTS	MATERIALS	FINISH	(all values are given) in micrometers
BODY	BRASS	BBR 2	
OUTER CONTACT	BRASS	BBR 2	
CENTER CONTACT	BERYLLIUM COPPER	GOLD 0.5 OVER NICKEL 2	
INSULATOR	PTFE	-	
GASKET	-	-	
OTHERS PIECES	BRASS	BBR 2	

ISSUE	CREATION DATE	FILE PART-NUMBER	 RADIALL ®
9813D00	23/03/1992	92-0019-055	

PERRIN.Y

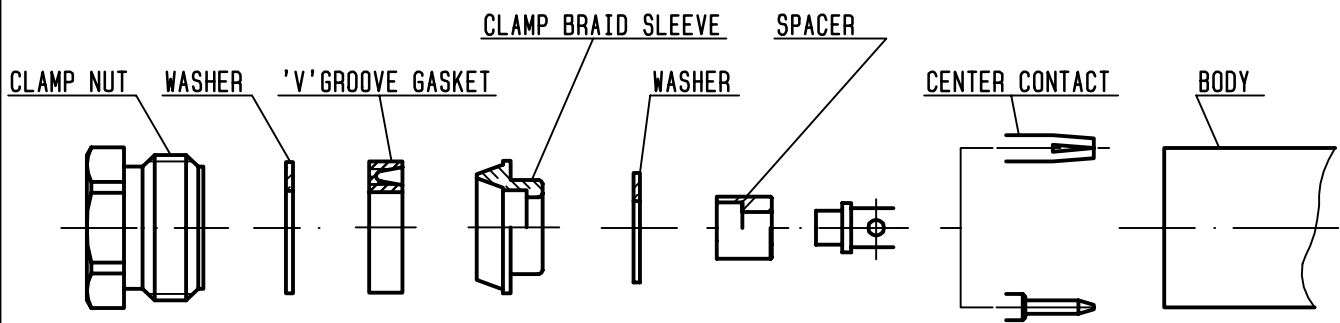
The information given here is subject to change without notice.
Design changes may be in order to improve the product .

Connect to the future



R161.210.000

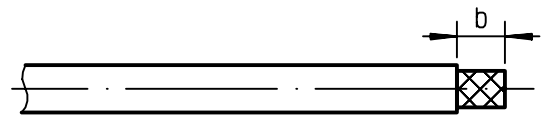
ISSUE **9813D00** SERIES **N**



①

Strip the cable .

-
-
-
-

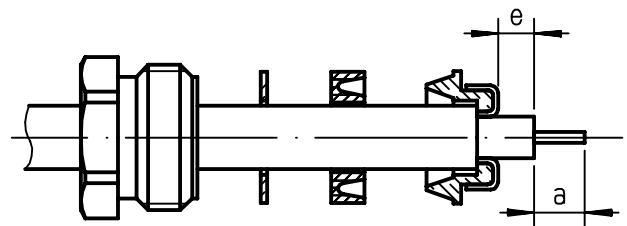


Stripping	a	b	c	d	e
inch	0.157	0.295	0	0	0.039
mm	4	7.5			1

②

Slide the clamp nut , the washer and the 'V'groove gasket onto the cable .
Slide clamp braid sleeve over braid .
Fold back braid and trim off excess of braid .
Trim back dielectric as shown .

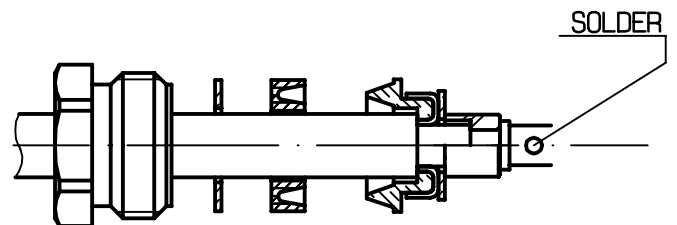
-



③

Slide the washer and the spacer onto the dielectric .
Solder the cable inner conductor into center contact .

-
-



④

Screw sub-assembly into the connector body .
(recommended coupling torque 39.83 in.lb)

-
-

